

## Description

Microtec [DTF](#) [4](#) 1 T 1

1



## Feature

DTF

DTF








# AUTOMATED SOLUTION

Robotic Heat Transfer Printing System

Model No.: SSB-002 & SSB-003



Mechanical arm for material feeding

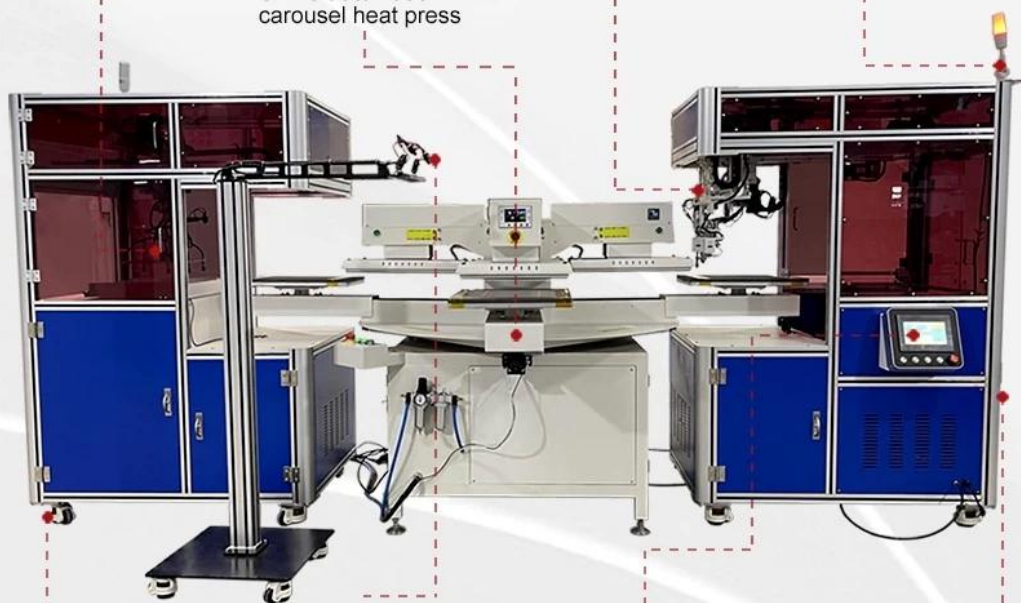


Dual robotic arm for peeling and unloading

Emergency warning indicator



S4-20 automatic carousel heat press



Brake caster for movability



Advanced PLC digital control



Infrared positioning system




Material collection basket

## Robotic Heat Transfer Printing System


Microtec Robotic Material Loading System and Automatic Unloading Machine represent the pinnacle of efficiency and automation, offering a comprehensive solution for businesses seeking to elevate their thermal transfer printing operations.



1. Place the T-shirt onto S4 automatic carousel heat press



2. Mechanical arm grips the heat transfer material



3. Transport heat transfer materials to predetermined location



4. Heat platen is automatically pressed down for heating



5. Time is up, the under plate is automatically slide out



6. Robotic arm peels off the finished transfer film



7. Automatically grabs the transferred T-shirts



8. Placing the transferred items into the collection basket

